

# EX6P

## KEYPAD WITH BUILT IN PROXIMITY

Designed to operate indoors or outdoors, EX6P is available in a variety of housing options (plastic/metal) for flush and surface mounting.

The proximity keypad EX6P can be connected to the I/O board RBO408 in order to expand the number of outputs to 10 relays.



## FEATURES

- 1000 User Codes/tags
- Code lengths between 1 to 8 digits
- Proximity reading type: EM 4002/4100 and HID (125kHz)
- Read range: 2 to 5 cm
- Voltage-free red and green LEDs
- All keys with backlighting
- Tamper protection
- Security: 30 seconds lockout after 8 consecutive invalid PIN Codes or Cards
- Two inputs for Push Buttons
- Option of Plastic keys or Metal to withstand heavy usage
- Aesthetic design suitable for wide variety of decors

## FOBS & CARDS



Ref.	PBX-1E	PBX-1C	PBX-2	PBX-2C
Features	ABS Keyfob EM4102	Leather Keyfob EM4102	0,75mm ISO Card - EM4102	2mm NISO Card - EM4102

## SPECIFICATIONS

### Electrical Characteristics:

Input Voltage: 12/24V AC/DC  
 Current consumption: Max 150 mA  
 Output: 2 relays  
 - R1: 10A/24 V AC/DC;  
 - R2: 2A/24 V AC/DC;

10 relays  
 - with RBO408 I/O board

RS485 interface: Yes, for connecting I/O boards like RBO408, RTT, RU2, DINRTT

Buzzer, backlight control: Yes, via menu settings  
 Lighting: Backlight ON/OFF or on each keypress for 10 seconds

Visible LED Signal: Two voltage free LEDs (Red & Green) and Orange LED

Audible Signal: One internal Buzzer

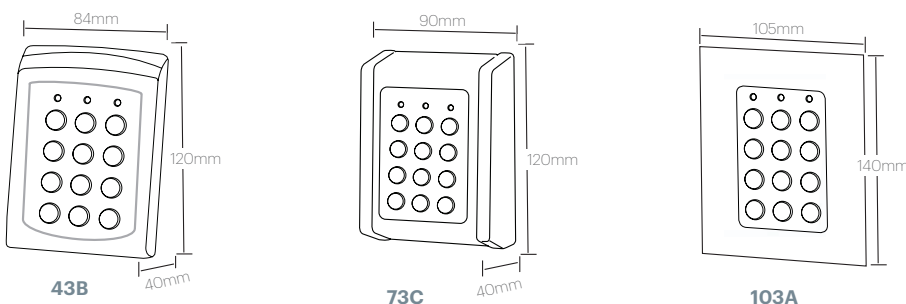
### Environmental Characteristics:

Operating Temperature: -25° to +50°  
 Operating Humidity: 0 to 95% (non-condensing)  
 Protection Standard: IP65

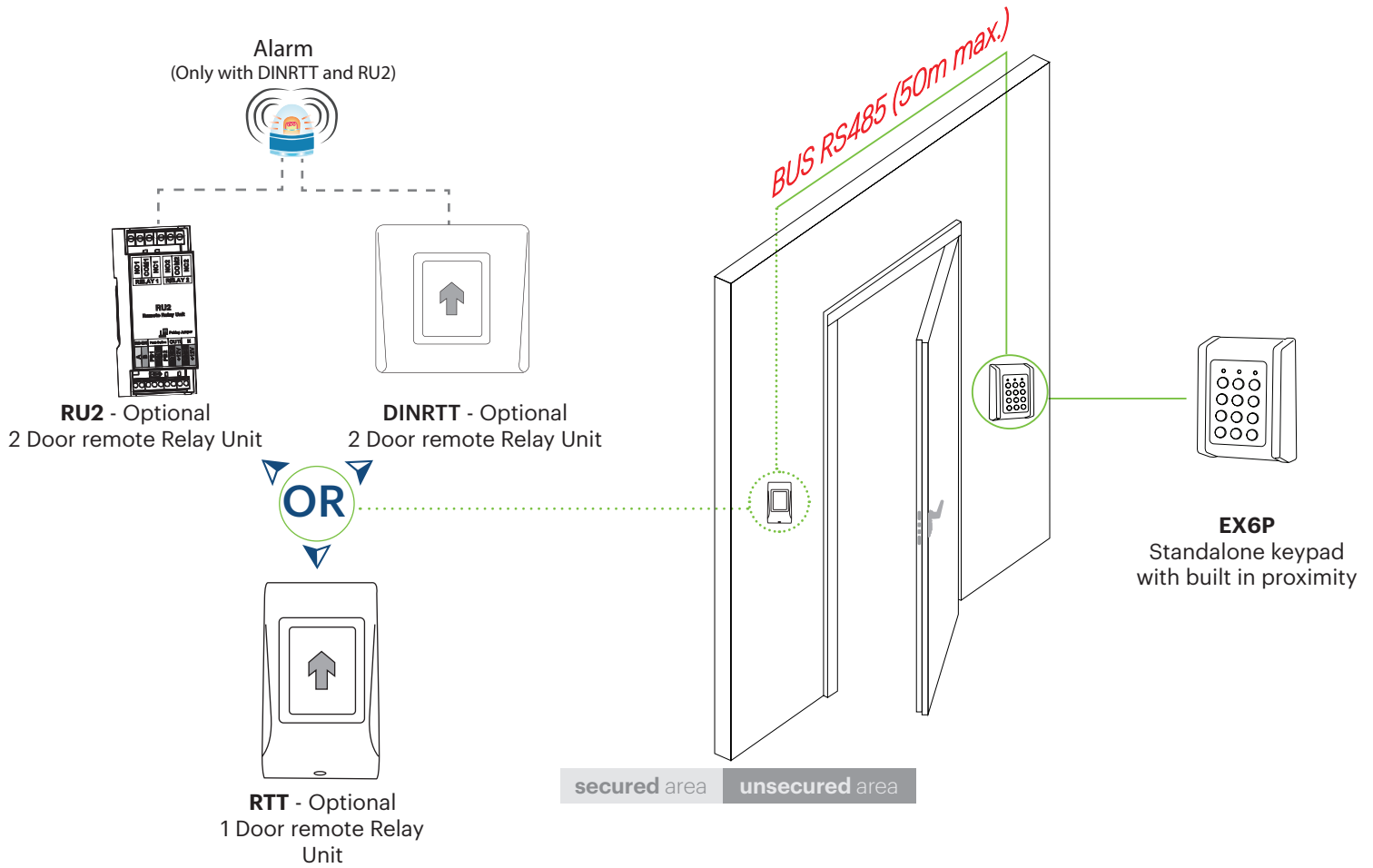
### Mechanical Characteristics:

Housing: ABS or sturdy die-cast aluminum alloy housing for surface mounting & Steel plate for flush mounting

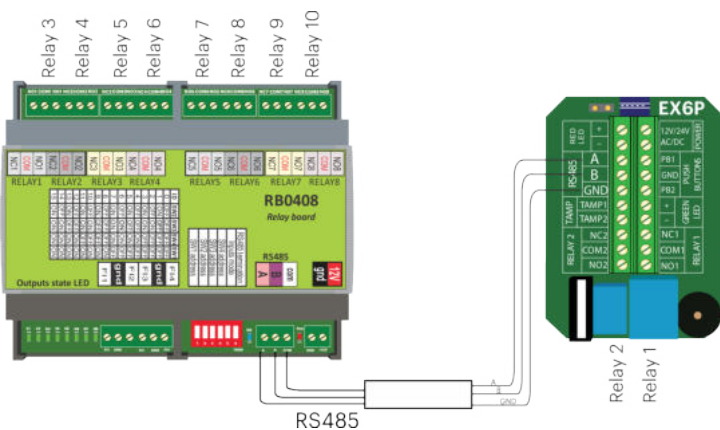
## DIMENSIONS



WITH REMOTE RELAY AT SECURED AREA



WITH RELAY BOARD RB0408 TO ADD 8 RELAYS TO YOUR 2 RELAYS INSTALLATION



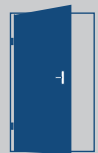
The EX6P connected to the RB0408 is perfect for small standalone installations that require more than 2 relays. The 2 relays of the EX6P + the 8 relays of the RB0408 gives you the opportunity to manage up to 10 relays.



Lift solution:  
max 10 floors



Cupboard solution:  
max 10 drawers



Clothes shop solution:  
max 10 fitting room doors